



Newsletter for modelers

Published by Grand Strand Scale Modelers

November 2018

Grand Strand Scale Modelers was chartered August 14th, 2018 as a chapter of IPMS/USA in the Region 12 Central Atlantic Division. Located in Myrtle Beach, we organized with six exceptionally talented individuals. Our goal is to improve our modeling skills as well as furthering the hobby. Along with these goals we are a social organization where anyone with an interest in hobby modeling can enjoy camaraderie.

Our Mission Statement

To encourage interest in scale modeling by providing an outlet for the exchange of ideas and cultivation of the modeling hobby.

Meeting Location: Carolina Forest Public Library

Next scheduled meeting December 15th, 2018 at 11:00AM – 1:30PM

Contents	Pages
Our History	1
Articles	2-12
Support our local vendors	12
Upcoming Events	13-14
Meeting Photos	15-25

Visit Us on Facebook



https://www.facebook.com/Grand-Strand-Scale-Modelers-1894292160874357/?modal=admin_todo_tour

Our New Website

<https://grandstrandcalemo.wixsite.com/gssm>

Screen shot home page



Sanding Sticks

What sanding sticks do you use? From searching the web almost every article indicates that sanding sticks are a necessity in model building. Each list had sanding sticks near the top along with a hobby knife, tweezers, tape, glue, paint brushes, a straight steel ruler and modeling putty. In researching how many sanding sticks were out there and from what manufacturers, I learned that there is an enormous amount to choose from.




Sticks




Twigs



Needles



Sticks



Sticks



Cushioned Sanding Pads

Flex-I-Files



Sanding Sheets



Sanding Sponge Sheets



Needle Files

Available are: sanding sticks, some with replaceable belts in various degrees of grit, needle sticks in round or flat, Flex-I-Files for contour sanding, flexible rubber backed pads, sanding sheets with or without a sponge backing and needles files. As you can see there are numerous types all

dedicated for different jobs. Additionally, there are numerous vendors from hobby stores, local or on-line to local beauty supply houses.

Last year a modeling buddy recommended a sanding stick that contains 4 degrees of grittiness. He used them for years finding they outlasted all others.



Sanding Stick from CRM Hobbies – 4 grits

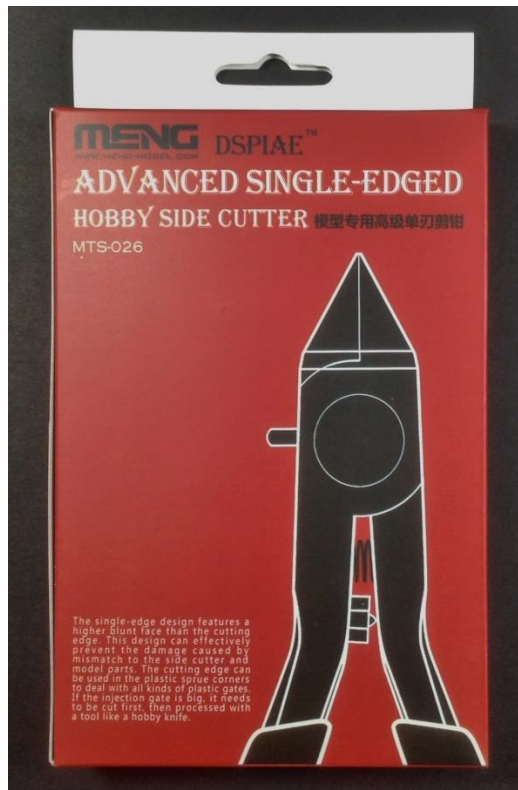
Phil Cavender, Editor

Sprue Cutters

A few months ago (March 2018), I wrote an article on Meng's new side sprue cutter #MTS-026. I read other reviews which purported to be an amazing addition to the modeler's tool repertoire. Initially the cost was rather on the expensive side (\$59.00), compared to other sprue cutters on the market. Other name brand sprue cutters run from \$9.00 on up.

The cutter comes in a nice 4" x 6" x 7/8" red and black box. Inside, the tool is packaged in foam with a leather head cover and a small tool to adjust the closing limits. Upon first inspection the tool seems to be smaller than other sprue cutters I've used. It is a side-edge cutter meaning that it has the cutters placed on one side and are flat. Purporting to be able to get close to the part on the sprue.

Meng Box




Meng Box Contents (Cutter, case, tool)



Size (Approx. 4-1/2")



Front Face



Rear Face




Case for storage and protection



After using it for 2 hours I thought maybe I had wasted my money. However, I decided to at least give it a try for a few months. So, after 9 months of continued use the following pictures show what has happened.

After 9 months of continued use



As you can see from the two above pictures the cutters damaged. How? I don't know. Because after each use I placed them back into the leather case. I was extremely careful in the use and I only cut plastic. So, in the end, this was on the top of my list for "Poor" purchases. Lesson learned.

Phil Cavender, Editor

What to build next?

So, how do we decide what to build next? Do we see a new kit on the market which inspires our next build? Do we look through our "stash" and that decides? Whatever the reason modeling gives an enjoyment unlike other hobbies.

Here's an article on AARP's website explaining how one retired teacher decides.

RETIRED TEACHER *Kevin Gray first fell in love with making scale models in fifth grade. He had had his tonsils removed, and his dad, knowing how fanatical his son had become about airplanes since a local pilot had taken him flying a few months before, gave him two plastic model airplane kits. One was an Albatross D.III like one that World War I ace Manfred von Richthofen, a.k.a. the Red Baron, flew before he switched to his famous triplane; the other was a Nieuport 11, like leading French ace Georges Guynemer piloted. As soon as Gray was well enough to sit, he assembled the Albatross and then the Nieuport, and then he read and reread the specifications of the actual airplanes printed on the instructions. He also had fun gluing his fingers together over and over with modeling cement.*

Over the next two years he would spend every penny on model airplanes until he had more than 70 sitting on shelves in his bedroom, each created in pretty much the same way: he painstakingly assembled it by following the instructions, then memorized the facts and statistics about each one printed on the instruction sheet, and sometimes still glued his fingers together with the crusty cement.

"Then I discovered girls," he says. That was the end of his modeling days. Until recently. Retired last year from teaching high school English and journalism in a small Kansas town, Gray received a model of the Wright Flyer from his wife Diane. Not much had changed in the world of modeling: same molded plastic pieces, same assembly instructions, same historical description to read and reread while pieces of the model dried.

Then came the moment that recovering addicts pray never happens: He began lurking the aisles of hobby stores, searching for ever more obscure historical models, then buying them and building them at the desk where he once graded papers. He also noticed side effects. "Building models helps my hand-eye coordination, and following instructions and reading specifications sharpens my mental powers," he says.

"Scale modeling is an excellent hobby," agrees Andrea M. Macari, PhD, assistant professor of psychology at Suffolk County Community College in Long Island, NY. "Not only does the activity provide much-needed leisure, which is beneficial in alleviating anxiety and depression, but it also enhances certain cognitive skills such as concentration, visual-motor skills, and executive functions [processes the brain uses to plan, organize, strategize, and pay attention to and remember details]." Macari explains that the skills used in scale modeling are the same ones that often decline with age. "So by practicing scale modeling, your actions are mitigating any decline of those skills," she adds.

Our Brains Love the Work. *According to Professor Kelly G. Lambert of Randolph-Macon College in Ashland, VA, the brain is programmed to derive pleasure and satisfaction when efforts produce something "tangible, visible, and—this is extremely important—meaningful in gaining the resources necessary for survival." To find a correlation between depression and physical efforts, she took two groups of rats and trained one group to dig for treats (the "worker rats")*

and the other group to expect the treats in a lump sum, despite the effort they exerted (the “trust fund rats”). Next, she placed a treat inside a clear plastic ball, which couldn’t be opened no matter how hard the rat tried. Lambert found that the worker rats spent 60 percent more time trying to reach the treat than the trust fund rats did. The moral of the story: The workers were more confident they would succeed than the trust fund rats. And there’s more.

“A lot of our brain is devoted to movement,” she says. “So hobbies and activities that use our hands are engaging in more of our brain’s real estate. Gardening, building model airplanes, and knitting could be the key to mental health because they activate a lot of our brain.”

She adds that people born prior to 1950 are ten times less likely to develop depression in their lifetimes than people born after. “What has changed? Our lifestyles. Technological advances mean that we have stopped doing a lot of basic work,” she says, adding, “I think building model airplanes could be very good for us.”

Getting into the History, Too. There’s also the educational component, says Jack Kennedy, president of the International Plastic Modelers' Society (IPMS) and former host of a half-hour TV program, *Adventures in Scale Modeling*. “You have to learn a little historical background for whatever you build,” he says. “It piques your interest, and you do research in books for details.”

While he’s working on a model of a B-57 bomber right now, Kennedy’s focus is building models of historical figures; in fact, he just completed a bust of Erwin Rommel, the German Field Marshall from World War II. Cars make popular models, and so do trains and ships. For Gray and Nick Filippone, a 59-year-old New York surgeon, it’s airplanes. “It’s fun to research the color scheme and markings and so forth,” says Dr. Filippone, who prefers building World War II British warplanes. “I think it’s well-established that keeping active mentally is very important,” he adds. “This is one way to do that. Concentration is good for maintaining mental function. Like exercising the body, it’s exercising the mind.”

The Social Aspect. Kennedy’s group, IPMS, has some 5,000 members across the nation, a majority of them 50 and older. “We have a lot of Korea vets, and we still have World War II veterans,” he says. “It keeps motor skills in tune, and it also keeps people’s minds going pretty well. We have a lot of doctors, too (their hand skills are excellent), airline pilots, military people

One of my close friends is a CIA agent.” They hold conventions at hotels, motels, school gymnasiums, and Elks halls across the nation; this year’s annual national convention was held in Virginia Beach in August. They compete, too: In Virginia, two of Filippone’s models placed.

“We have a good time at these conventions,” he says. “But then most of the people I hang out with outside the hospital are in the hobby.”

Phil Scott has written for *Scientific American* and *New Scientist*, and is the author of *The Pioneers of Flight: A Documentary History*, and *The Shoulders of Giants: A History of Human Flight to 1919*.

Watch for new stories every Thursday in *Live & Learn*, NRTA's publication for the AARP educator community:
Celebrating learning as a creative lifestyle.


<https://www.aarp.org/personal-growth/life-long-learning/info-04-2009/modelmaking-a-great-hobby-for-your-brain.html>

December Meeting

Don't miss next month's Grand Strand Scale Modelers club meeting, December 15th. A demonstration on applying decals will be presented by one of our club members.

Support our Vendors

Ed's Hobby



Ed's Hobby Shop
704 Main St, Myrtle Beach, SC
29577
(843) 448-8685

Sunday Closed
Monday – Friday 10AM–6:30PM
Saturday 10AM-4PM

<http://edshobby.com/>



2201 N. Kings Hwy,
North Myrtle Beach, South
Carolina 201 N.Kings Hwy.
North Myrtle Beach, South
Carolina 29582


(843) 712-8594

<http://www.flhobbies.com/>

Sunday 12-8
Monday Closed
Tuesday Closed
Wed-Friday 11AM – 9PM
Saturday 10AM-9PM

Upcoming Events


2019 Old Dominion Open, hosted by the IPMS Richmond. February 23, 2019, Richmond Raceway Complex, The Henrico Building, 600 East Laburnum Ave., Richmond, VA 23222. Doors open 8:30. Registration closes 12:00 noon. New Special Award: "Man In Space: Commemorating the 50th Anniversary of Man's First Moon Landing". Figures and manned space vehicles (all nationalities) are eligible from the X-15 through Apollo 17. Models must be entered in the appropriate Figure category, in the Real Space category, or in Dioramas/Vignettes (Photos in Time will be a part of Dioramas/Vignettes). Free-standing special award with its own judging team. https://ipmsrichmond.blogspot.com/p/2017-odo_1.html



® International Plastic Modelers' Society / USA

2019 IPMS USA Nationals, August 7-10, 2019, Chattanooga, Tennessee. Hotel rooms can now be reserved! For any questions, please email Mike Moore at mmoore1132@gmail.com.

<http://www.ipmsusanationals.com/>



Was it over when the Germans bombed Pearl Harbor? Find out when you attend the 2019 International Plastic Modelers' Society USA Nationals in Chattanooga Tennessee. The Chattanooga Scale Modelers, along with a number of other regional clubs are putting together a nationals like no other.

With a focus on model displays, categories such as *Was It Over When the Germans Bombed Pearl Harbor?*, *Farfegnugen*, *The Wreckers Ball*, *Models that everyone owns but no one finishes* (just kidding about that one) and more at a peerless venue with fantastic lighting and acres of space in a beautiful city you are sure to have an unforgettable experience.

Meeting Photos – November 17th, 2018



Flak 36 88mm Gun 1:35th scale Tamiya– Herb Horvath



Flak 36 88mm Gun 1:35th scale Tamiya– Herb Horvath



A10 Warthog Hobby Craft 1:48th scale – Earl Wanklin



A10 Warthog Hobby Craft 1:48th Scale – Earl Wanklin



F4F Wildcat Hobby Boss 1:48th Scale Earl Wanklin



F4F Wildcat Hobby Boss 1:48th Scale Earl Wanklin




M48 1:35th Scale Tamiya Rick Davis



Resin AVDS 1790 Engine Rick Davis



M48 Tamiya Rick Davis



Rick Davis - "OP Resupply"



Rick Davis – “OP Resupply”



1/144 Tomytec CV-22B Osprey Peter Johnson



1/144 Tomytec CV-22B Osprey Peter Johnson



"Tilsit Crossing" Jim Fraboni




"Tilsit Crossing" Jim Fraboni



ICM 1:35th scale Krupp L3H163 Kfz.72 Phil Cavender



ICM 1:35th scale Krupp L3H163 Kfz.72 Phil Cavender



ICM 1:35th scale Krupp L3H163 Kfz.72 Phil Cavender



Plastic Pellets for mixing – Sean Donnelly

Finally, if you aren't a member of IPMS/USA, now is the time to join.

<http://www.ipmsusa.org/>

Happy modeling,

Phil Cavender

Editor